

Concorde™
Commercial Office

Concorde™ Commercial Office

Concorde™ is designed with the user in mind.

Concorde™ meets individual, management and team requirements from fully-featured executive offices through to open plan cluster configurations.

For the individual, the special *Comfort Edge* and desk surfaces which wrap around the user provide unmatched comfort.

For the organisation, the light maple tops and silver legs create a spacious open work atmosphere required for today's business world.

Special features include *Height Adjustable Desking*, as well as *Spin Drawer* and *Storage Screen* to keep essentials handy and work surfaces free of clutter.



Concorde™ creates
outstanding environments
for people at work.



The combined effect is a workplace that all of the company's stake holders will enjoy and be proud of.

Concorde™ is engineered to last. Quality features such as work surface laminates up to 300% thicker than alternative finishes, ensure long life. Criterion has ISO 9001 and Enviromark Gold accreditation. The range is backed by Criterion's 5-Year Warranty.

Concorde™, with its gently shaped *Comfort Edge*, is designed with the user in mind.





Concorde™ creates work spaces that make work a pleasurable experience.



Concorde™ features Criterion's unique *Spin Drawer*. Optional *Screen Pack* accessories include *Utility Tray*, *Pen Holder*, *Phone Tray*, *File Holder* and *A4 Paper Tray*.

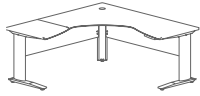


Concorde™ meets modern organisation requirements from open plan cluster configurations through to fully-featured executive offices.

Quality features such as Concorde's™ seamless membrane work surface, ensure long life and lasting good looks.

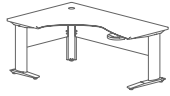


Concorde™ Commercial Office



Model OD750
Corner Workstation
with Metal Legs

Unit Dimensions:
1795mm W x 1795mm D x 715-745mm H



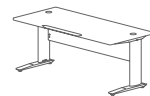
Model OD746
Left Desk with Metal Legs

Unit Dimensions:
1795mm W x 1200mm D x 715-745mm H



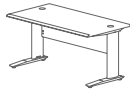
Model OD745
Right Desk with Metal Legs

Unit Dimensions:
1795mm W x 1200mm D x 715-745mm H



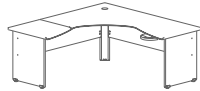
Model OD720
1800 Desk with Metal Legs

Unit Dimensions:
1800mm W x 795mm D x 715-745mm H



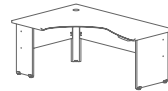
Model OD710
1500 Desk with Metal Legs

Unit Dimensions:
1500mm W x 795mm D x 715-745mm H



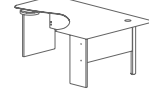
Model OD790
Corner Workstation
with Panel Ends

Unit Dimensions:
1795mm W x 1795mm D x 715-745mm H



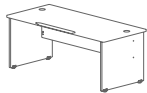
Model OD786
Left Desk with Panel Ends

Unit Dimensions:
1795mm W x 1200mm D x 715-745mm H



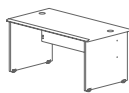
Model OD785
Right Desk with Panel Ends

Unit Dimensions:
1795mm W x 1200mm D x 715-745mm H



Model OD770
1800 Desk with Panel Ends

Unit Dimensions:
1800mm W x 795mm D x 715-745mm H



Model OD760
1500 Desk with Panel Ends

Unit Dimensions:
1500mm W x 795mm D x 715-745mm H



Model OT720
735 Conference End

Unit Dimensions:
900mm W x 900mm D x 715-745mm H



Model OT710
580 Conference End

Unit Dimensions:
900mm W x 900mm D x 715-745mm H



Model OR710
File Drawer Return

Unit Dimensions:
890mm W x 580mm D x 715-745mm H



Model OM750
Locking File Mobile

Unit Dimensions:
460mm W x 490mm D x 610mm H



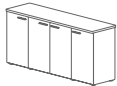
Model OM740
4-Drawer Mobile

Unit Dimensions:
460mm W x 490mm D x 610mm H



Model OM730
File Mobile

Unit Dimensions:
460mm W x 490mm D x 610mm H



Model OC740
4-Door Credenza

Unit Dimensions:
1600mm W x 445mm D x 745mm H



Model OC720
2-Door Credenza

Unit Dimensions:
805mm W x 445mm D x 745mm H



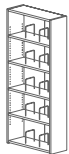
Model OC710
File Drawer Credenza

Unit Dimensions:
890mm W x 580mm D x 715-745mm H



Model OH720
Hutch

Unit Dimensions:
795mm W x 295mm D x 1070mm H



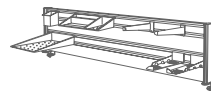
Model OB750
1800 Bookcase

Unit Dimensions:
815mm W x 295mm D x 1805mm H



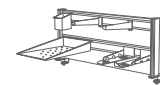
Model OS740
1800 Cupboard

Unit Dimensions:
795mm W x 410mm D x 1805mm H



Model OW720
1400 Screen Pack

1400 Privacy Panel, Utility Tray,
Pen Holder, Phone Tray, File Holder
and A4 Paper Tray
Screen Dimensions:
1410mm W x 60mm D x 330mm H



Model OW710
800 Screen Pack

800 Privacy Panel, Pen Holder, Phone
Tray, File Holder and A4 Paper Tray
Screen Dimensions:
805mm W x 60mm D x 330mm H



Special features keep work areas tidy and easy to use: book dividers, cable management, ball bearing drawer runners and height adjustable feet.

Concorde™ creates outstanding environments for people at work.



Concorde™ Commercial Office

Criterion stands for quality.



All Criterion furniture is built using ISO 9001 systems and procedures, and carries the Criterion 5-Year Warranty.

Caring for the environment.



Criterion has Enviromark Gold certification.

Australia

Ph 1800 629 580
Fax 1800 639 580
E-mail ausales@critterionfurniture.com
critterionfurniture.com
ABN 39 006 427 210 Inc. in NSW

New Zealand

Ph 0800 CRITERION or
0800 274 837
Fax 0800 119 444
E-mail nzsales@critterionfurniture.com
www.critterionfurniture.com



 **CRITERION** 

NOTE: Not all products may be available in all markets. Specifications may change as part of continual product improvement. *For warranty details outside Australia and New Zealand contact your retailer. ©2006 Criterion Manufacturing Limited. All designs subject to Copyright.

Concorde, Comfort Edge and Spin Drawer are trademarks of Criterion Group.

P880101